

**Editorial** Research and Development from Experience  
**News** Product demonstration videos now available  
**Featured Product** TAS® Toe Alignment Splint  
**Expertise** Lateral Release to align the sesamoid bones  
**Events** June 2014 – September 2014  
**Imprint** About us / Disclaimer

## Editorial

# Welcome to the 4th issue of DARCO Newsletter

Dear readers,

Welcome to the 4th issue of the DARCO Newsletter, a quarterly publication which provides information to the medical community, institutions and distributors in India working in the field of treatment of the foot.


### Research and Development from Experience: Basis for Innovative Products

DARCO's guideline "Innovation in Foot Care Technology" enables us to expand professional knowledge all over the world. A large number of DARCO's training programs and medical works represent modern research providing new and innovative material for physicians and medical experts. DARCO directly exchanges knowledge and developments with the most experienced foot surgeons due to its strong engagement in the independent Society for Foot and Ankle surgery, Germany.


An innovative product calls for surpassing the current level of knowledge. We communicate with leading experts worldwide for intensifying the flow of information on foot surgery by cooperatively collaborating as well as organizing informative events and reference books.

I hope that you enjoy reading each issue of the DARCO Newsletter!

Yours sincerely



Sashi Surpali, CEO DARCO Medical India Pvt.Ltd.



Four partners – one common vision: Improving proper and timely healing of foot injuries.

**Mr. Honggang Liu**  
CEO DARCO International Trading  
Shanghai Ltd.

**Mr. Sashi Surpali**  
CEO DARCO Medical India Pvt. Ltd.

**Mr. Johannes Hagenmeyer**  
CEO DARCO (Europe) GmbH

**Mr. Darrel Darby**  
CEO of DARCO International, USA

During the exhibition OTWorld 2014  
Leipzig, Germany

## News



# Product demon- stration videos now available

**Dharwad – New DARCO product demonstration videos are now available online!**

DARCO's customers and sales team now have a new resource to help answer questions about product features and learn more about the benefit and use of DARCO products. We are very happy to be present the new demonstration videos available through our website. The videos offer an easy and convenient way to get more information how to adjust the DARCO device and how to control perfect fit and comfort in order to secure safe healing. Each video features a two-minute demonstration in English language.

**To start with:** Please find the new TAS® (Toe Alignment Splint) video on [www.darco.in](http://www.darco.in)

Enjoy watching!

## Featured Product

# TAS<sup>®</sup> Toe Alignment Splint

Bandage for alignment after hallux valgus surgery.

### Features and Benefits

The TAS<sup>®</sup> (Toe Alignment Splint) is an effective and inexpensive way of maintaining correct alignment of the toes during the healing process.

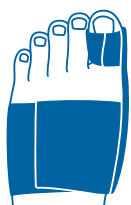
A thin elastic metatarsal band reduces slippage and soft toe straps hold the toes in the correct position to maintain alignment following surgery to correct hallux valgus, hammer toes or Tailor's bunions. May also be used in the treatment of capsulitis plantar to the m.p. joints caused by mild subluxations of the joint.

> postoperative after hallux valgus, hammer toes and Tailor's bunion

> Size: Universal

> Colour: White

> Right and left fit



Hallux valgus



Hammer toes



Tailor's bunion

## Postoperative Care



New Video!

TAS<sup>®</sup>  
(Toe Alignment Splint)



DARCO

For product demonstration video please visit [www.darco.in](http://www.darco.in)

Please find detailed information on our website [www.darco.in](http://www.darco.in)

Expertise

## Lateral Release to align the sesamoid bones under the 1st metatarsal head

After surgical corrections of bunion deformities (Hallux Valgus) it happens that the MT1 osteotomy shows a clear correction of the IM-Angle, but still a lateral release can help to improve the surgical result.

During the development of a bunion deformity the sesamoid bones have a tendency to shift to a dorso-lateral position due to a misbalance of the pulling forces of the flexor and extensor tendons as well as a strong pulling force of the musculus adductor hallucis. To release these pulling forces, it is possible to combine the bony correction with the so called "lateral release". Whether through an additional dorsal incision in the interdigiti space of MT1 and MT2 as a surgical approach or through an intraarticular approach with a beaver blade or mini scalpel or through an plantar approach by using a sharp, curved chisel (i.e. McGlamary Elevator, 11 mm) you can cut the tendon of the musculus adductor hallucis.

If necessary the transversal metatarsal ligament between the lateral sesamoid and MT2 can be transected, too.

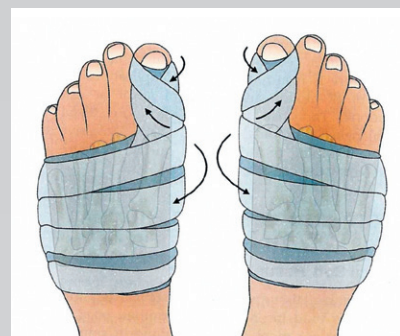
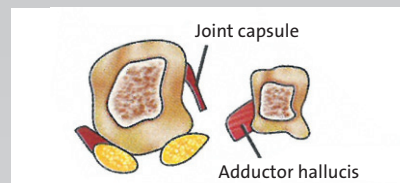
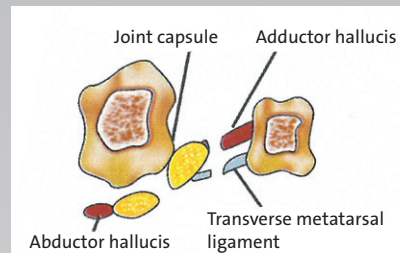
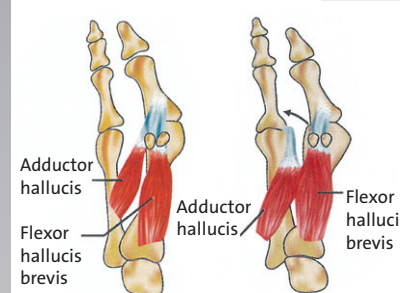
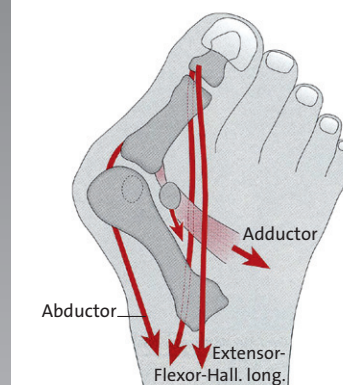
Once released the sesamoids can derotate back into their anatomic position under the head of MT1. To stabilize the surgical correction nowadays a huge assortment of fixation material is available. But for the postoperative protocol the SPICA dressing is still the golden standard. At the first postoperative the sterile compression dressing is taken down and replaced by a SPICA dressing to make certain the sesamoids remain under the first metatarsal head.

As an alternative, easy to apply (for the physician and for the patient as well) and comfortable to wear the SPICA dressing can be replaced after one week by a redressing bandage or splint like i.e. the DARCO TAS® (Toe Alignment Splint).

Pictures taken from / Further reading

With, C.J., (1992) "Praxis der Orthopädie", Thieme Publisher, Stuttgart  
 Parekh, S.G., (2012) "Foot & Ankle Surgery", Jaypee Brothers Ltd, New Delhi

OP Technique





## Events

### June 2014

**20 – 21st June 2014, Kochi, Kerala**  
**Amrita Endocrinology and Diabetic Foot Conference 2014 (AEDFC 2014)**  
[www.aimshospital.org](http://www.aimshospital.org)

### July 2014

**20 – 21st July 2014 | New Dehli, Haryana**  
**India Podiatry Association**  
[www.ipafootcare.org](http://www.ipafootcare.org)

**19 – 20th July 2014 | Chennai**  
**2nd annual Meeting of The Endocrine Society Tamil Nadu and Puducherry – TRENDO 2014**  
[www.trendo2014.com](http://www.trendo2014.com)

### August 2014

**29 July – 31th August 2014 | Pune, Maharashtra**  
**27th national Annual conference of the Indian Foot and Ankle Society – IFASCON 2014**  
[www.meraevents.com/event/ifascon2014](http://www.meraevents.com/event/ifascon2014)

**14 – 17th August 2014 | Mumbai, Maharashtra**  
**Traumacon Mumbai 2014**  
[www.traumaconmumbai.com](http://www.traumaconmumbai.com)

**29 – 31th August 2014 | Palakkad, Kerala**  
**13th Annual Conference of Orthopaedic Association of South Indian States – OASISCON**  
[www.ossap.in/oasiscon-2014.html](http://www.ossap.in/oasiscon-2014.html)

### September 2014

**4 – 7th September 2014 | Gurgaon, Dehli**  
**International Society for Knowledge for Surgeons on Arthroscopy and Arthroplasty ISKSAA**  
[www.isksaa.com/isksaa2014/index.php](http://www.isksaa.com/isksaa2014/index.php)

**18 – 21 st September 2014 | Siridao, Goa**  
**The 8th International ASAMI & BR Congress 2014**  
[www.asamiindia2014.com](http://www.asamiindia2014.com)

## Imprint

### About us

DARCO Medical India Pvt. Ltd.  
# 32A1B1/A1, First Floor, Vaibhav Complex  
Opp to District Court, P. B. Road  
Dharwad 580 008, Karnataka, India  
Telephone +91. 836. 2 74 74 46  
Fax +91. 836. 2 44 44 32  
[info@darco.in](mailto:info@darco.in), [www.darco.in](http://www.darco.in)

### Responsible for the content

Raphael Böhm  
Executive Director DARCO India

### Editorial

DARCO (Europe) GmbH  
Alexandra Panizza  
Marketing Coordinator EMEA / India / Asia

All legal matters are subjected to judicial jurisdiction of Hubli-Dharwad courts

### Legal Information / Disclaimer

- 1) Despite careful control DARCO Medical India Pvt. Ltd. does not assume any liability for the contents of external links. Responsible for the contents of linked sites are their operators only.
- 2) No guarantee or liability will be assumed for the accuracy, topicality and completeness of the information provided. The information should not be used for self-treatment / self-diagnosis and will never replace qualified medical assistance. Please do not hesitate to always consult a physician in case of health problems.
- 3) DARCO Medical India Pvt. Ltd. disclaims any liability for any direct or indirect damages resulting from the use of the contents of this Newsletter.
- 4) Database storage of contact data published in this Newsletter for advertising purposes is not permitted without express authorization. In particular the right to take legal action against the senders of spam mails is explicitly reserved.
- 5) If any parts or individual formulations of this legal information do not comply with, no longer comply with or do not entirely comply with valid legal regulations, the remaining parts will not be affected in their content and validity.

### Copyright Information

Contents of this Newsletter may neither be changed nor be copied for commercial use and / or used without permission of DARCO Medical India Pvt. Ltd. Unauthorized downloading and copying of contents are a source of duplicate content in search engines, and consequently cause serious damages. The copyright of all contents of this website are the property of DARCO Medical India Pvt. Ltd.

### Product Photography / Graphics

DARCO (Europe) GmbH, DARCO International Inc.  
Christian Bullinger, [www.bullinger.net](http://www.bullinger.net)  
[westcoastvideo.com](http://westcoastvideo.com)

### Various Photography / Graphics

Thieme Publisher, Stuttgart  
Jaypee Brothers Ltd, New Dehli